



D.E.S.I Power™

A Sustainable and *EQUITABLE* Global Scenario.

Hari Sharan



D.E.S.I Power™

A Factual Headline Telling Only Half the Story

International edition
Wednesday 20.10.07
guardian.co.uk

the guardian

Surging China passes US as world's biggest CO₂ emitter

Health of patients will set GP pay - Tory plan

Landmark reached years before expert predictions
Cement boom drives rise in greenhouse gas output

John Vidal and David Adam

China has overtaken the US as the world's biggest producer of carbon dioxide, a development that will increase anxiety about its role in driving man-made global warming and will add to pressure on the world's politicians to reach an agreement on climate change that includes the Chinese economy.

China's emissions last year were 30 per cent greater than those from the US, formerly the world's biggest producer, for several years, although some reports predicted it would happen next year.

But according to figures released previously by the Netherlands Environmental Assessment Agency, which advises the Dutch government, soaring demand for coal to generate electricity and a surge in cement production have helped to push China's recorded emissions for 2006 beyond those of the US.

The agency said China produced 16.6 billion tonnes of CO₂ last year, compared with 12.6 billion tonnes from the US, which produced about 600 million tonnes.

China's surge to 16% more than the US was helped by a 4% fall in the latter's CO₂ emissions during 2006, which, analysts say, is down to a slowing US economy.

Dr Oliver, a senior scientist at the agency, who compiled the figures, said: "There will still be some uncertainty about these figures, but this is the best and



The Chinese capital, Beijing, at night. Many coal and oil-fired power stations are being built in the country

John Carvel
Social affairs editor

David Cameron's long-awaited blueprint for NHS reform will be set out today in a Tory white paper that seeks to abolish government targets for reducing waiting times, the Guardian can reveal.

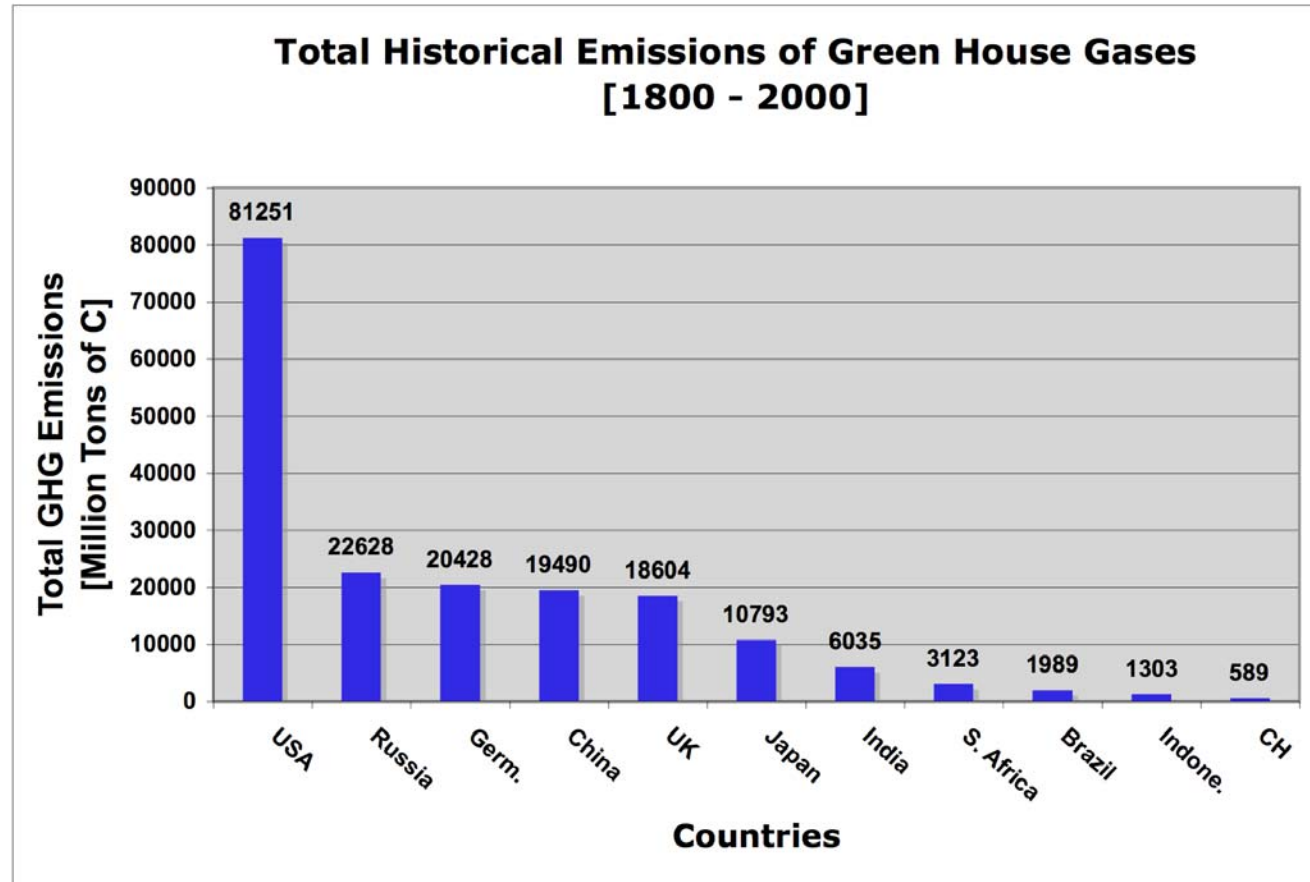
The Tory leader, who has declared the NHS to be his top political priority, will aim to use the document to prove he is committed to a universal health service, free at the point of need and funded by taxes. The paper, NHS Autonomy and Accountability, is the product of an 18-month policy review. It calls for:

- GPv salaries to be linked to the success of the treatment they deliver and the extent to which patients are satisfied with the experience
- abolition of all central targets, including the government's current commitment to reduce waiting times to 18 weeks by the end of next year
- control of the vast majority of NHS budget to be passed to GPs, who would use the money to commission services for their patients
- patients with long-term conditions to get "individual budgets" to buy services such as therapy and home visits
- NHS and private hospitals to be allowed to compete on price, offering discounts to encourage GP commissioners to send more patients
- all hospitals and community services to be encouraged to become self-governing foundation trusts, with freedom to borrow for investment on the open capital markets.

The document will be launched today by Andrew Lansley, the shadow health secretary, and provide the basis for a speech by Mr Cameron tomorrow at the conference of the NHS Confederation.



D.E.S.I Power™



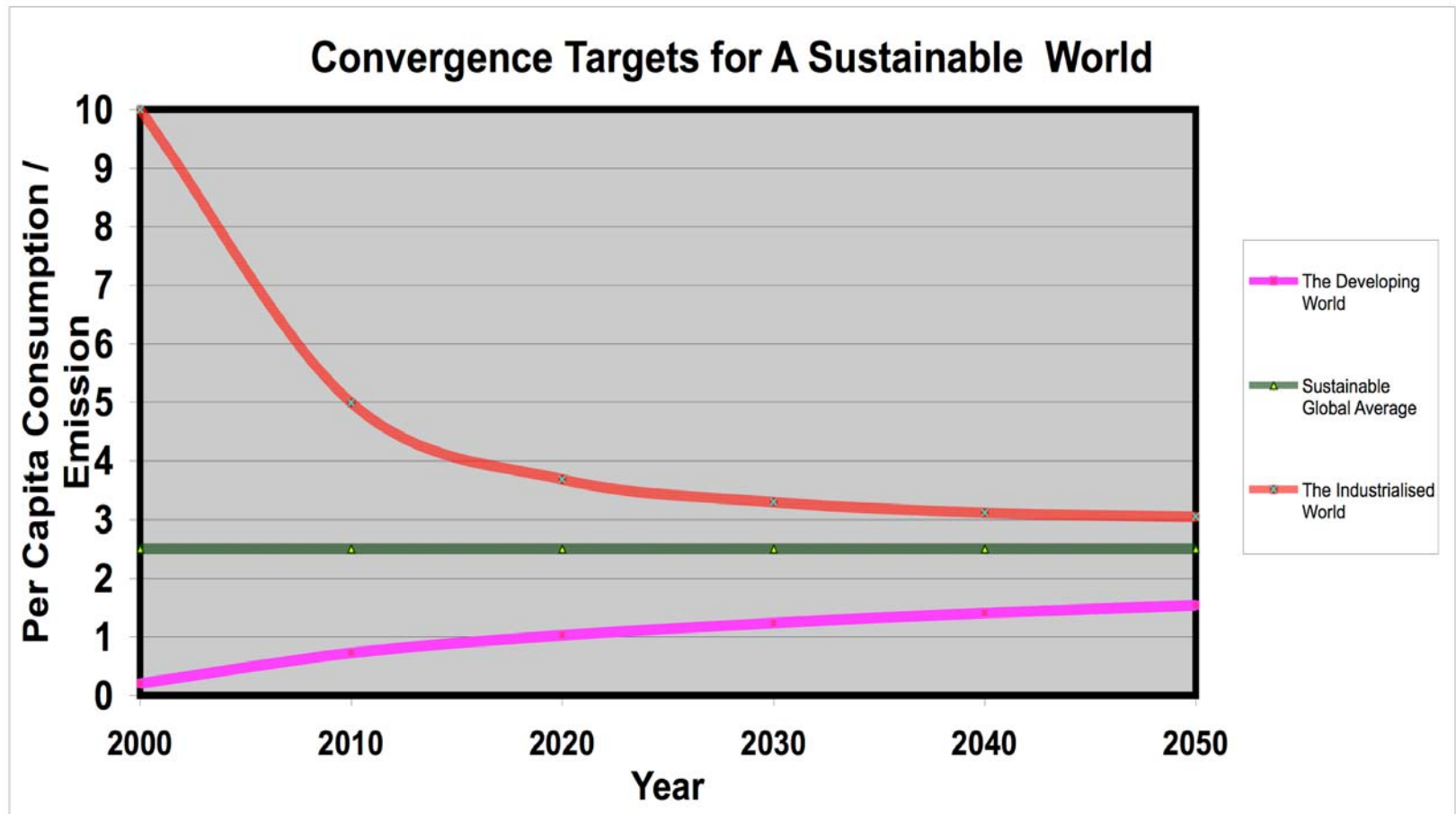


D.E.S.I Power™

Moving towards the goal of convergence
for a
Sustainable Planet.



D.E.S.I Power™



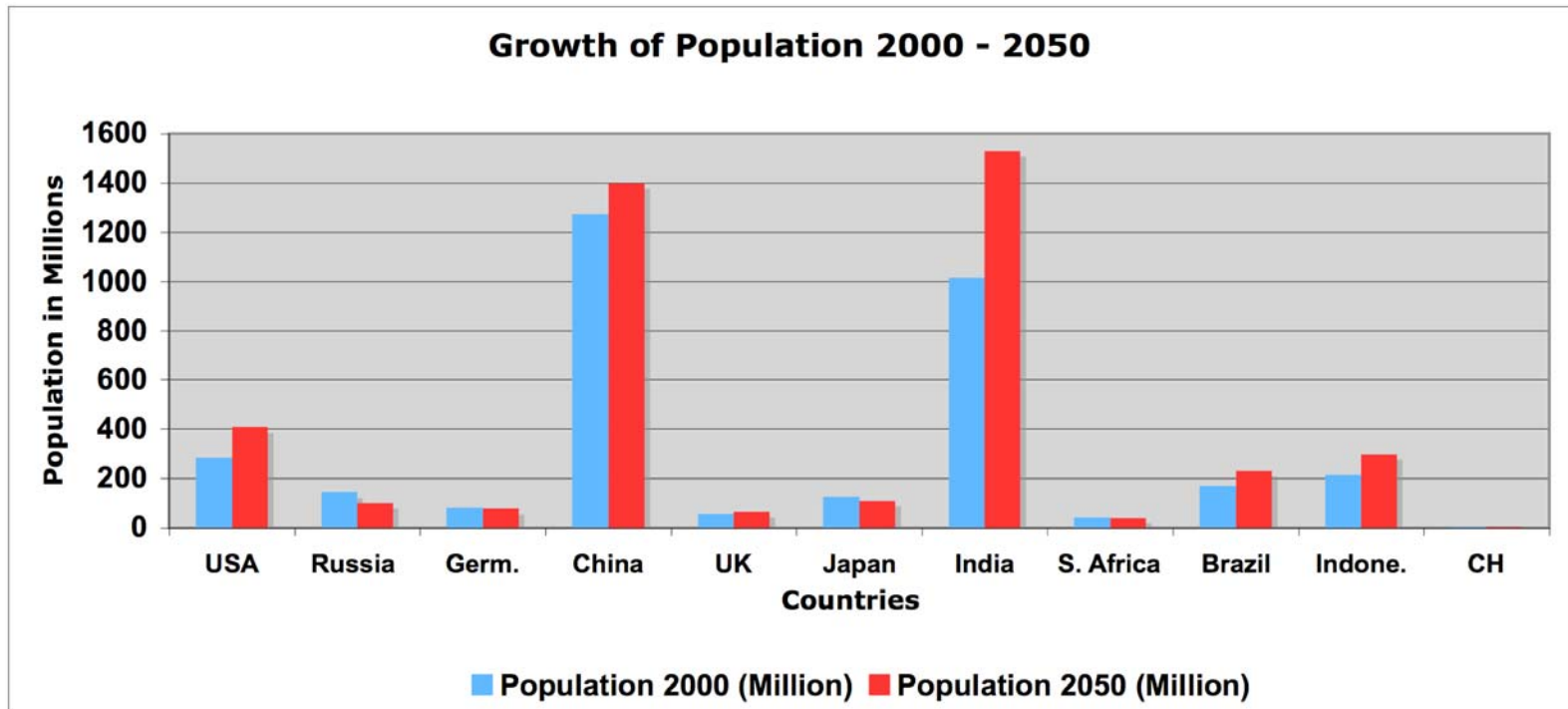


D.E.S.I Power™

North-South co-operation
for
achieving CO₂-convergence in the
energy sector
using
Koyoto Protocol and CDM mechanisms

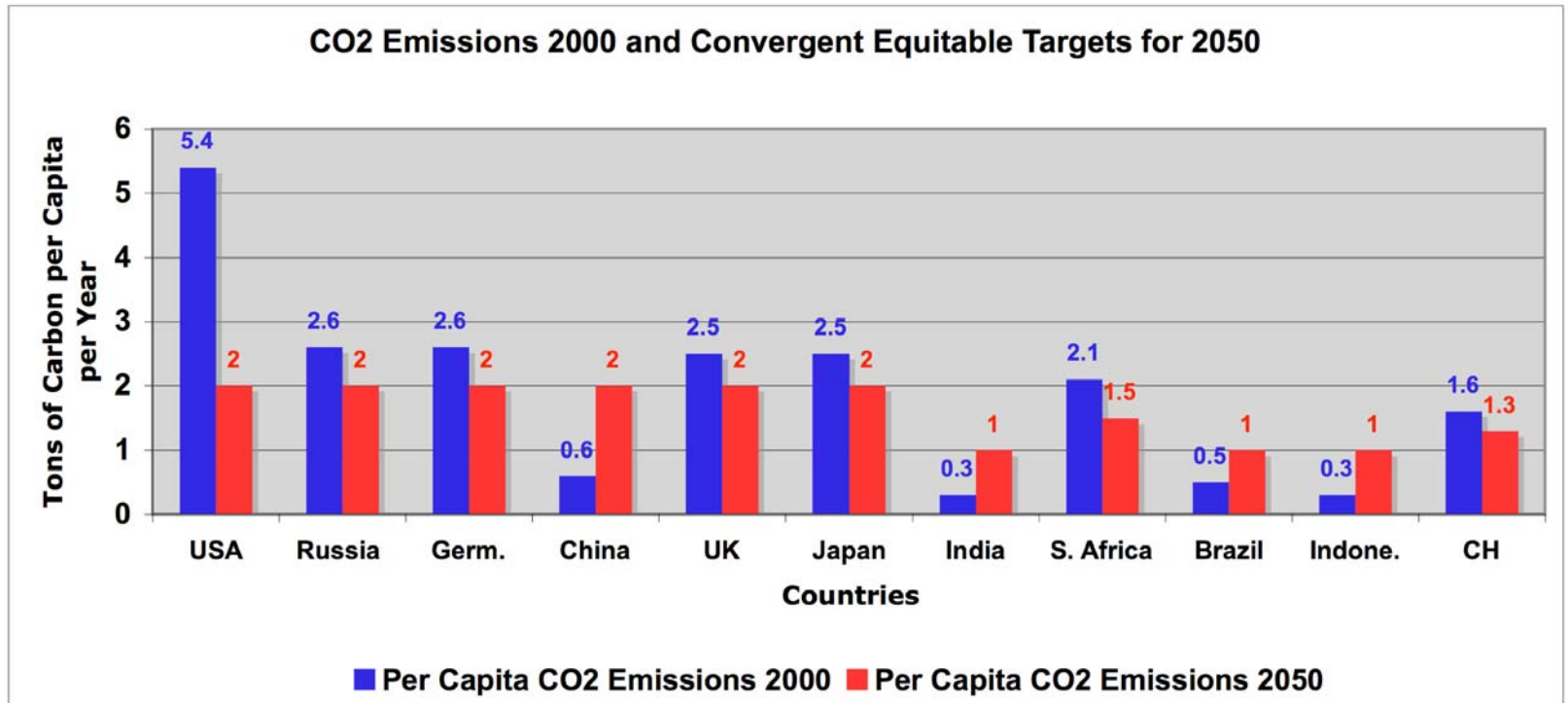


D.E.S.I Power™



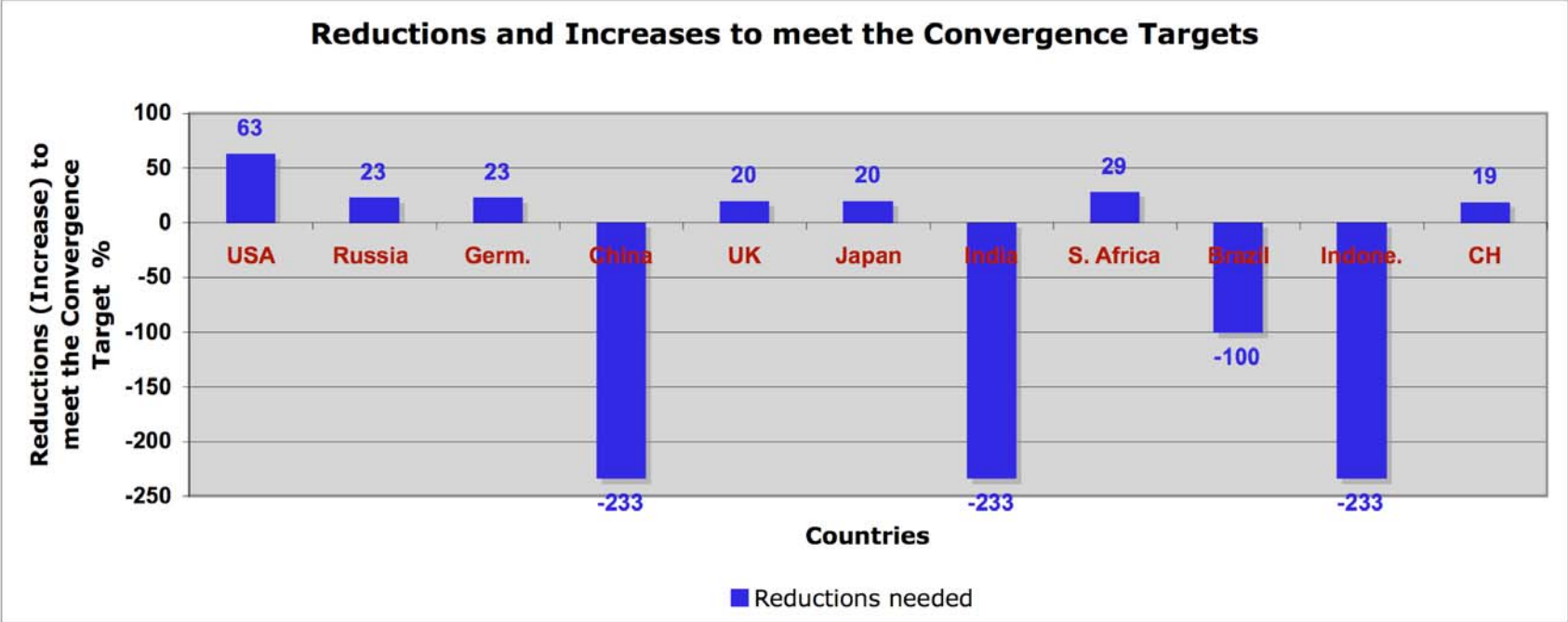


D.E.S.I Power™



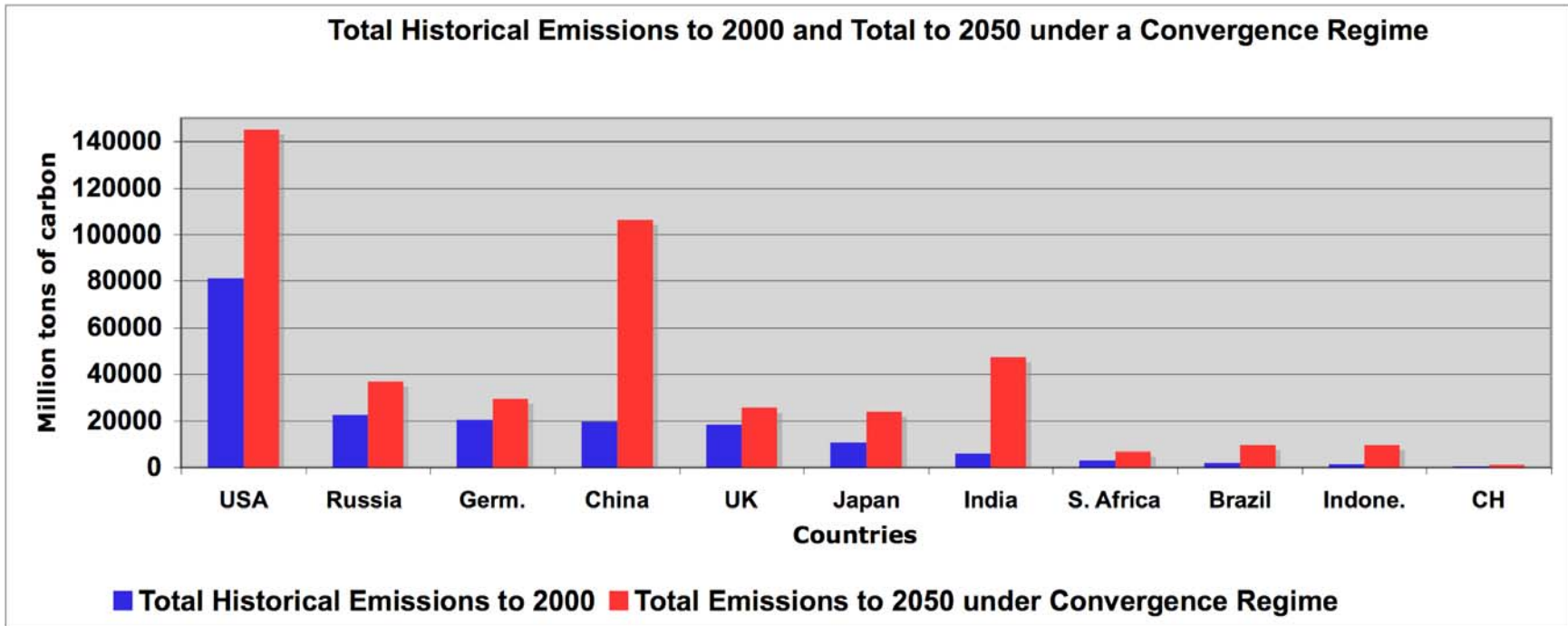


D.E.S.I Power™





D.E.S.I Power™





D.E.S.I Power™

Looking at India:

60 years after independence, well over 300 million people in India have still no access to any form of commercial energy.



D.E.S.I Power™



*How many
more
generations?*



20.10.07

NFFA_Salzburg_Hari Sharan

12



D.E.S.I Power™

The Urban/Industrial - Rural Divide

		2002			2017		
		Total	Industry + Urban	Rural	Total	Industry + Urban	Rural
Population	million	1037	285	752	1300	500	800
Electricity Generation	billion kWh/yr	570	320	250	1500	900	600
	%	100	56	44	100	60	40
Per cap electricity generation	kWh/cap. yr	550	1123	332	1154	1800	750
Installed Capacity	MW	122191			219491		
Installed Capacity / Capita	W/cap	118			169		



D.E.S.I Power™

*A New Energy Paradigm
is overdue:
A Decentralised Power and Energy Sector
to run in parallel with the existing
Centralised Grid Systems.*



D.E.S.I Power™

Each coal or diesel kWh
replaced by renewable energy kWh
in India
reduces ca. 3 to 8 times more CO₂ emissions
than in Switzerland.
The cost of saving per ton of CO₂ is much
lower in India.
A fair price of CERs creates a sustainable
win-win partnership.



D.E.S.I Power™

Indian decentralised sector based on renewable
energy meets

TRIPLE BOTTOM LINE

goals:

fair economics

equitable social impacts

reduced environmental impacts



D.E.S.I Power™

DESI Power's 100 Village EmPloyment and Power Program is an example



D.E.S.I Power™





D.E.S.I Power™

In 100 DESI Villages:
250 000 beneficiaries
Direct empowerment of women
5000 direct new local jobs
Energy services and water supply
Local micro-enterprises
Lower migration of villagers to city Slums



D.E.S.I Power™

A saving of 430 000 tons of CO₂ over ten years.
Every CER investment leverages three to four
times local and private capital.



D.E.S.I Power™

A New Energy Paradigm: A Mix of Centralised and Distributed+Stand Alone Generation

Decentralised				
Decentralised Capacity (Distributed and Stand-alone RETs for Rural Supply)	MW			45100
Electricity Generation from RETs	billion kWh/yr			237
Electricity from the Centralised system	billion kWh/yr			363
Centralised				
Centralised Capacity for Urban Industrial and Part of Rural	MW		174391	
Centralised Generation	billion kWh/y		1268	
Avaiable for Urban/Industrial	billion kWh/y		905	

This will result in a saving of ca. 277 million tons of CO2 per year. The total Swiss emissions are about 50 million tons of CO2/year.